


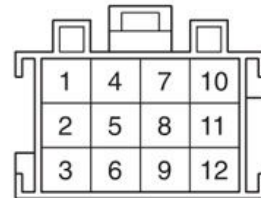
Module Timer Air

1. Koppla ur kontaktstycket från baksidan. / Unplug the connector on the back.
2. Notera pinouten på kontakten. / Note pinout on connector.
3. Ibland saknas kabel på stift 7. / Sometimes Pin 7 missing cables.


1. Koppla ur / Unplug



2. Notera pinout / Note pinout





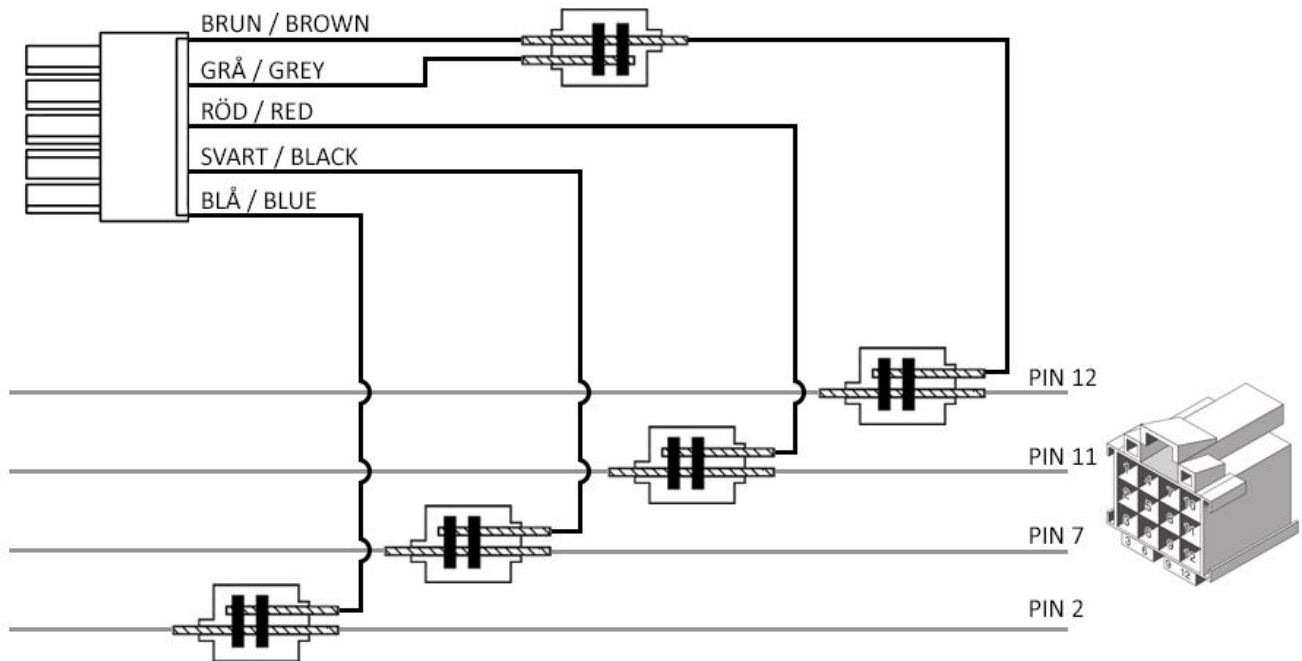
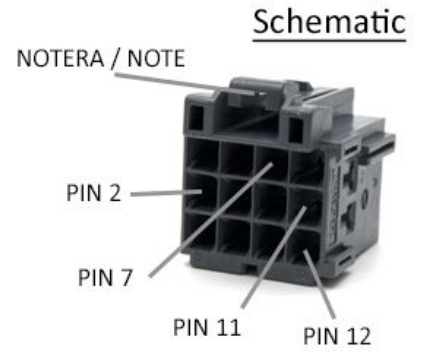
Notera / Note



3. Saknas kabel på Pin 7? / Missing cable on Pin 7?

Dra ur / Pull out





Viktigt / Important

Skicka detta SMS "PH0000OPMODE3" efter sista installationssteget, enheten ska svara "OPMODE SET OK".

Send this SMS "PH0000OPMODE3" after last install step, unit should answer "OPMODE SET OK".

Var noga med kabelfärgerna, **Orange/Röd** och **Blå/Lila** är snarlika!

Be careful about the wirecolors, **Orange/Red** and **Blue/Purple** look similar!