


EasyStart R/R+

1. Hitta modulen, den är någonstans inuti bilens kupé. / Find the module, it is somewhere inside the vehicle.
2. Koppla ur kontaktstycket, vredet måste vridas. / Unplug the connector, note that the lever must be turned.
3. Separera kontaktstycket, de kan sitta hårt. / Separate the connectors, they can be attached hard.
4. Ibland saknas kablar på stift 9 och stift 11. / Sometimes Pin 9 and Pin 11 is missing cables.

1. Lokalisera modulen / Locate the module



2. Koppla ur / Unplug




3. Separera / Separate





4. Saknas kablar på Pin 9 och 11? / Missing cables on Pin 9 and 11?

Notera / Note

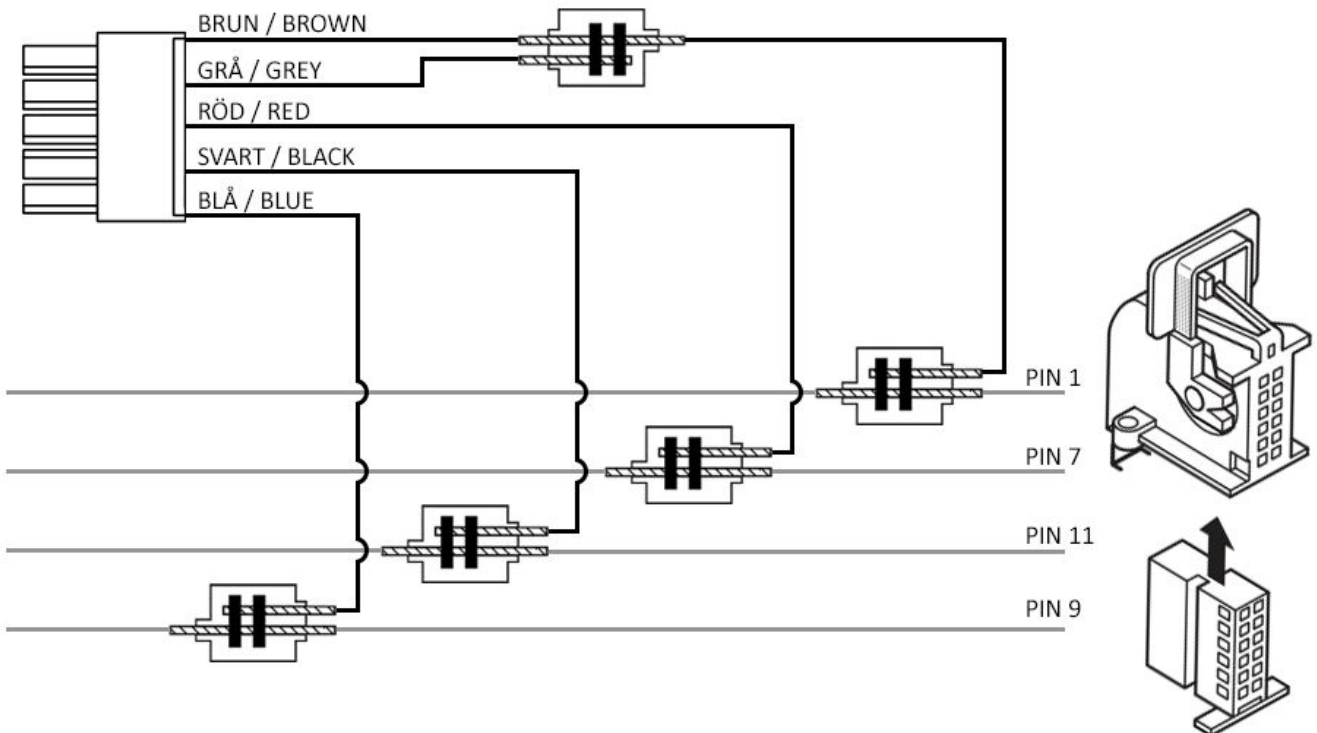


Notera / Note





Illustration



Viktigt / Important

Skicka detta SMS "PH0000OPMODE3" efter sista installationssteget, enheten ska svara "OPMODE SET OK".

Send this SMS "PH0000OPMODE3" after last install step, unit should answer "OPMODE SET OK".

Var noga med kabelfärgerna, **Orange/Röd** och **Blå/Lila** är snarlika!

Be careful about the wirecolors, **Orange/Red** and **Blue/Purple** look similar!