

EasyStart Remote/Remote+

1. Hitta modulen, den är någonstans inuti bilens kupé. / Find the module, it is somewhere inside the vehicle.
2. Koppla ur kontaktstycket, notera pinout. / Unplug the connector, note pinout.
3. Ibland saknas kablar på stift 6 och stift 7. / Sometimes Pin 6 and Pin 7 is missing cables.

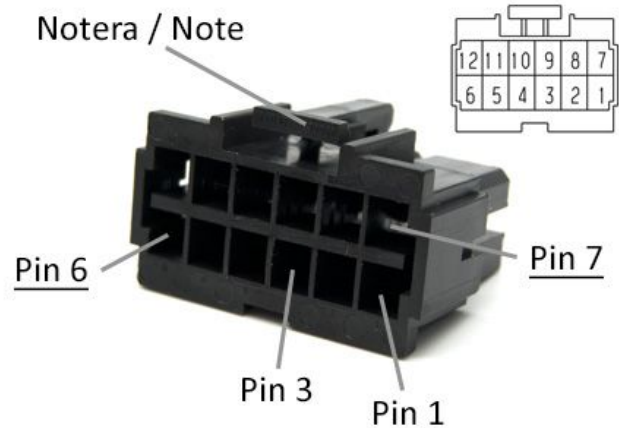
1. Lokalisera modulen / Locate the module



2. Koppla ur / Unplug

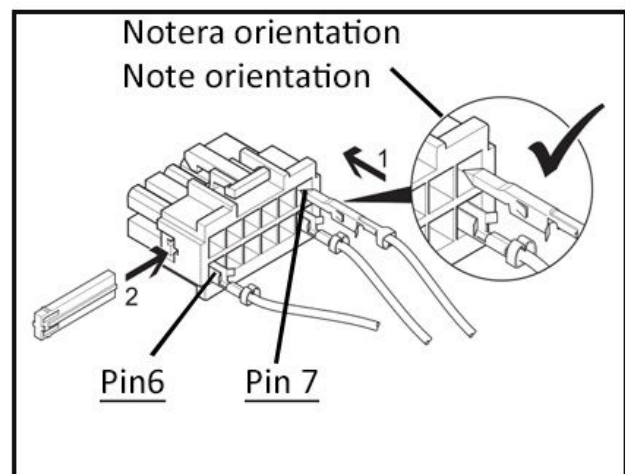



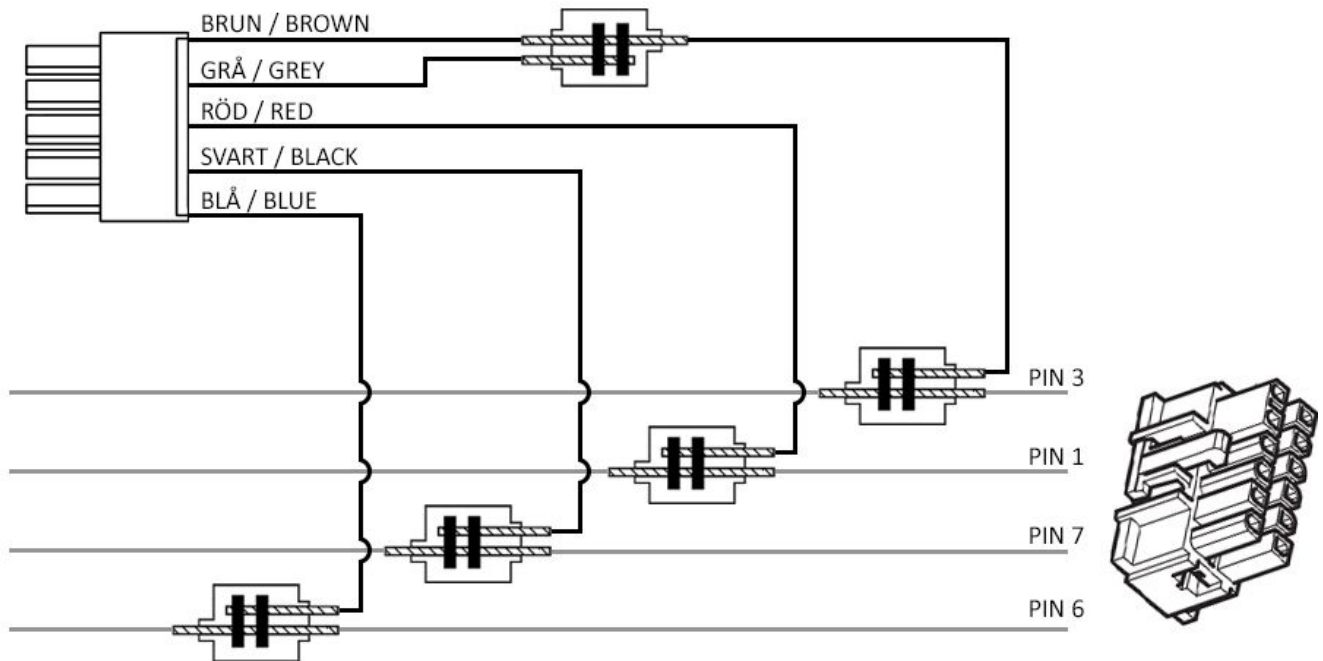
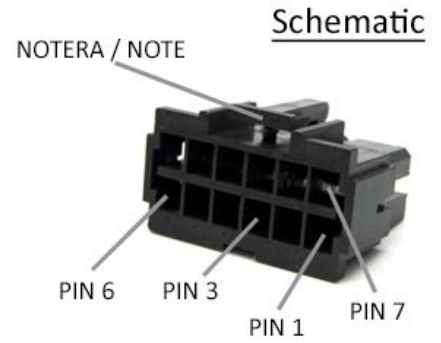
Notera / Note



3. Saknas kablar på Pin 6 och 7? / Missing cables on Pin 6 and 7?

Dra ur / Pull out





Viktigt / Important

Skicka detta SMS "PH0000OPMODE3" efter sista installationssteget, enheten ska svara "OPMODE SET OK".

Send this SMS "PH0000OPMODE3" after last install step, unit should answer "OPMODE SET OK".

Var noga med kabelfärgerna, **Orange/Röd** och **Blå/Lila** är snarlika!

Be careful about the wirecolors, **Orange/Red** and **Blue/Purple** look similar!